

My links

04/07/2026 6:31 pm EDT

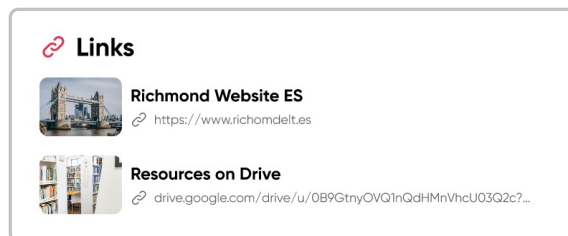
[Leer artículo en español](#)




Your teacher can share external links on the platform.


The shared links must be relevant to the topics covered in class; they serve as additional material to enrich the information provided by the teacher.

As a student, you can review this material to reinforce your learning.



Links

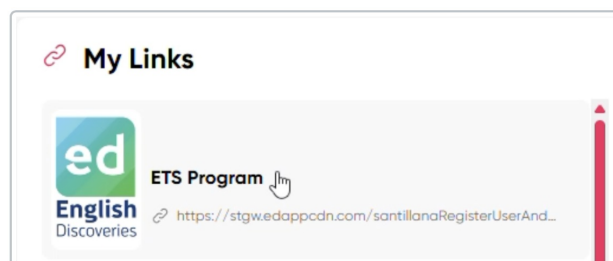
 **Richmond Website ES**
<https://www.richmondelt.es>

 **Resources on Drive**
<drive.google.com/drive/u/0B9GtnyOVQInQdHMnVhcU03Q2c?...>




If your links include the English Discoveries (ED) link, it means you have access to a platform where you can take assessments and certify your English skills.

This link (if available to you) can be found on your Dashboard under the **<My Links>** section.



My Links

 **ETS Program**
<https://stgw.edappcdn.com/santillanaRegisterUserAnd...>

How do log in?

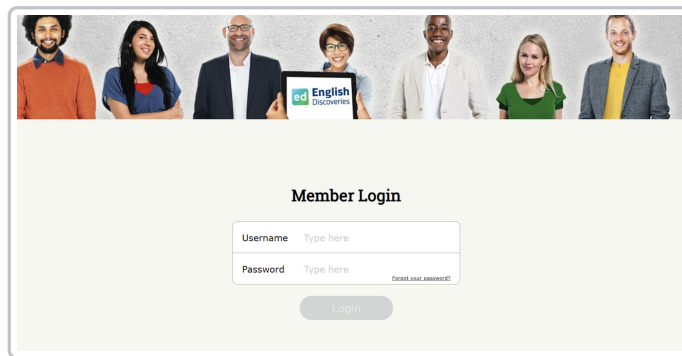
1. Click on the ETS Program link; it will take you to an external page.
2. Accept the privacy notice and legal terms on the page.



3. Enter your credentials. Click on <Log in>.



In most cases, English Discoveries will open automatically (you won't need to enter your username and password again).



If you do not have your credentials, contact your teacher to request the appropriate support.

4. Done! You have successfully logged in to English Discoveries.

