

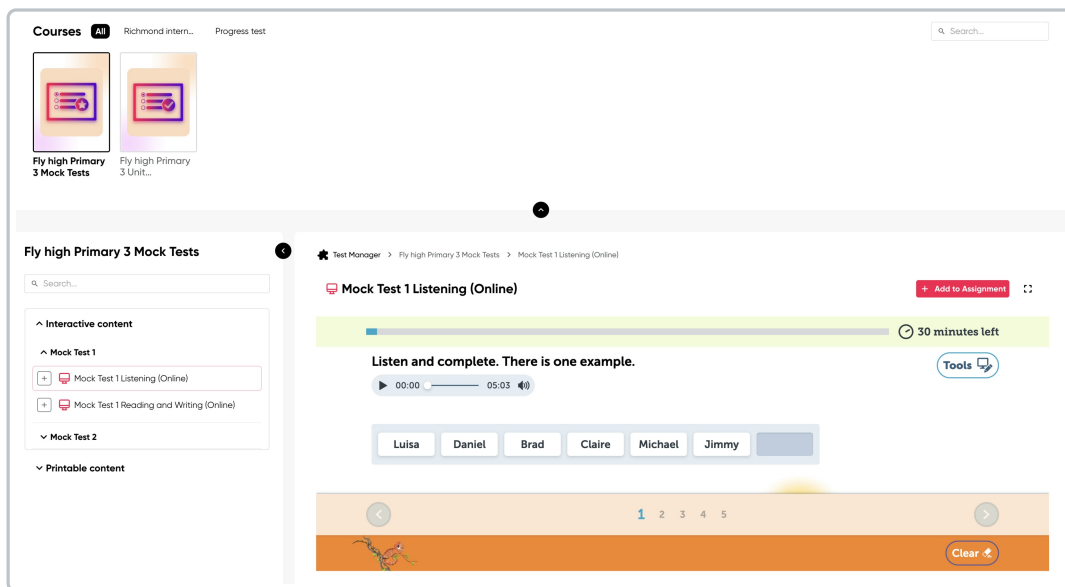
Test manager

03/23/2026 8:22 pm EDT

[Leer artículo en español](#)

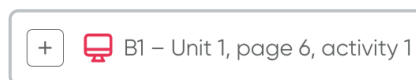


It is a tool that facilitates the administration of online assessments. This option allows teachers to assign assessments to students.



To create new test in the class:

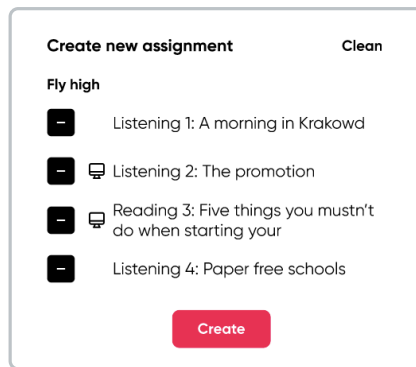
1. Select the product. You can choose from the uploaded series or view all.
2. Click on the plus symbol (+).



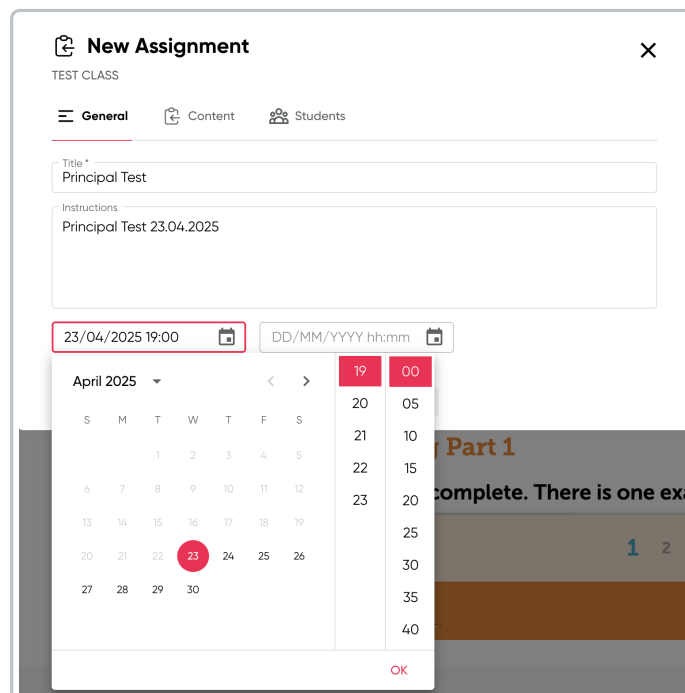
3. View the total of added activities at the top right.



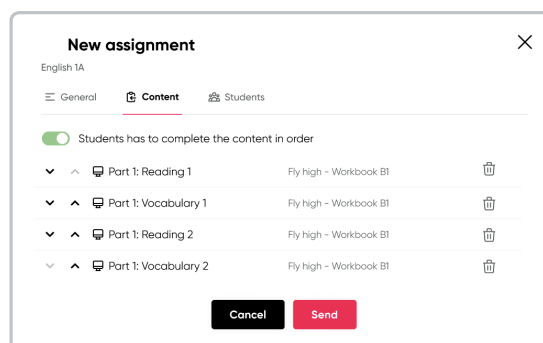
4. Click on **Create**.



- In the **General** option, assign a **title**, describe the **instructions**, and set the **start and end dates and time** for the new assignment.



- In the **Content** option, the created assignments are listed.



- In the **Students** option, all the students in the class are listed.









New assignment ✕

English 1A

General Content **Students**

Select students

Search student

- Select all
-  Juan Alejandro Martin Gómez
-  Jerome Bell
-  Annette Black
-  Brooklyn Simmons
-  Ralph Edwards
-  Darrell Steward
-  Kathryn Murphy
-  Brooklyn Simmons

Cancel **Send**

5. Click on **Send**.



In the case of <Diagnostic Test>, once the assignment has been created, it cannot be deleted.