

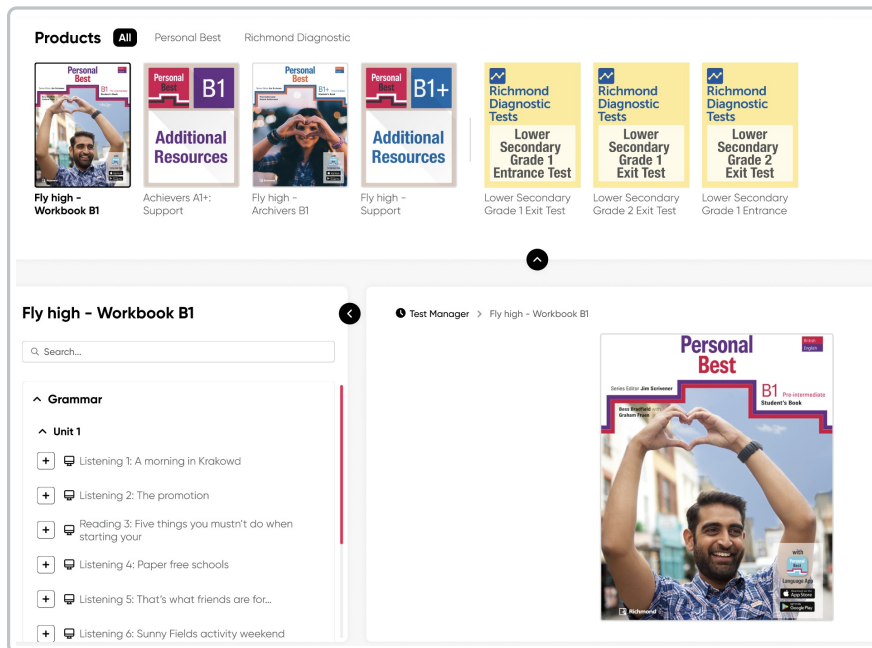
Test manager

03/23/2026 7:48 pm EDT

[Leer artículo en español](#)

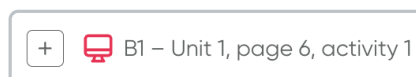


It is a tool that facilitates the administration of online assessments. This option allows teachers to assign assessments to students.



To create new test in the class:

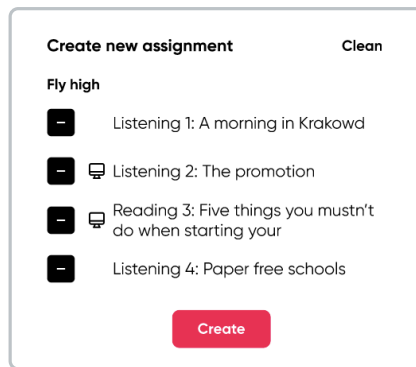
1. Select the product. You can choose from the uploaded series or view all.
2. Click on the plus symbol (+).



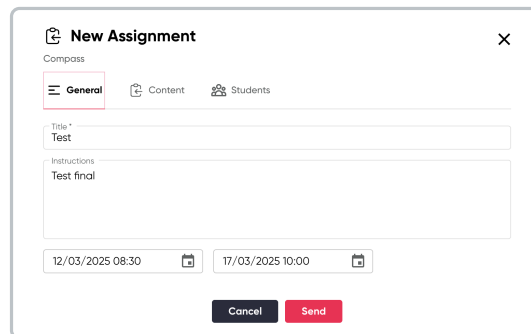
3. View the total of added activities at the top right.



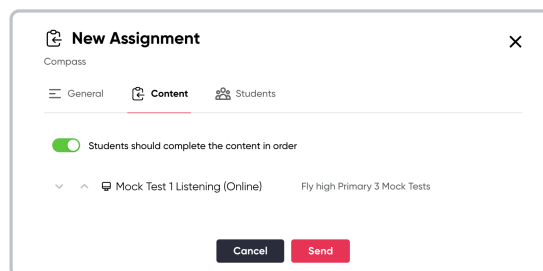
4. Click on **Create**.



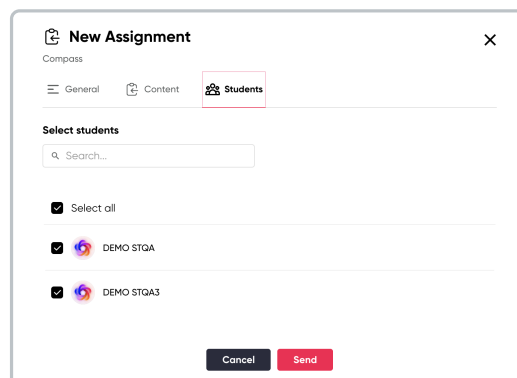
- In the **General** option, assign a **title**, describe the **instructions**, set the **start and end dates**, and schedule for the new assignment.




- In the **Content** option, the created assignments are listed.



- In the **Students** option, all the students in the class are listed.



5. Click on **Send**.





In the case of <Diagnostic Test>, once the assignment has been created, it cannot be deleted.
