

Week of September 15

09/11/2025 3:51 pm EDT

[Leer artículo en español](#)

New Studio Version – Week of September 15



Unified Endpoint Security (UES) HUB Integration in Turkey.

The UESHUB integration is enabled, with the aim of providing users with Single Sign-On (SSO) without the need for additional manual configuration.



<Students> section in the downloadable PDF reports.

The <Students> section is integrated into the downloaded PDF reports, not only the class-level data.



Event table and initial data capture.

We will have a new system to capture user interaction with the platform in order to improve the entire data analytics process.



Prevent the start of an access point when reading an e-book from the Progressive Web App (PWA) in offline mode.

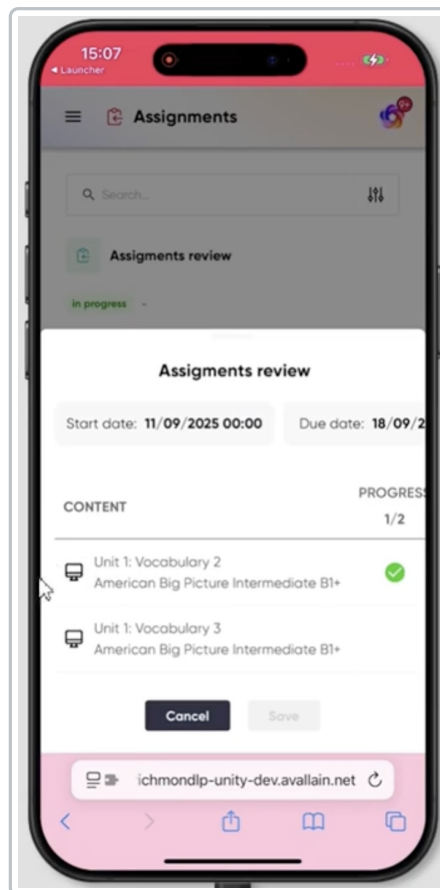
Prevent the opening of a new browser window when the user clicks on any access point within an e-book that has been downloaded for offline use in the PWA.



Students will be able to open their assignments from the mobile view, either to complete them or to review previously completed assignments.

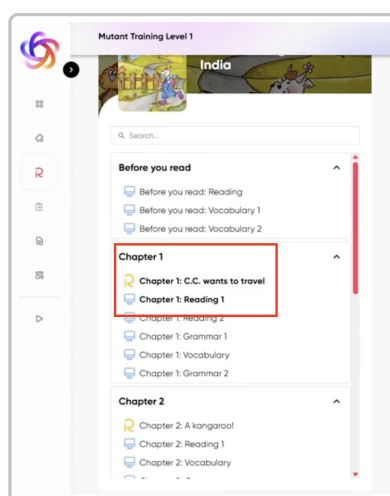
Provide students in the mobile view with the same capabilities they already have on desktops and tablets:

- Open and complete active assignments.
- Review completed assignments (answers + scores).



When a reading LO in an iRead chapter is completed, it closes automatically.

At the end of a reading chapter in iRead, the closing behavior is triggered. When the <Finish reading> button is clicked within an iRead reading chapter, the current reading closes and the next activity opens.



Users from integrated institutions have self-registration blocked.

Users from institutions integrated with Connect, e-Stela, or Tangerine will not be able to self-register using a token for these institutions.

The screenshot shows a web form titled "Class Code". At the top, there is a progress indicator with three steps: "Access code" (marked with a red checkmark), "Personal Info" (marked with a red checkmark), and "Class Code" (marked with a grey circle). Below the progress indicator, there is a text input field containing "G8ANCWBG". To the right of the input field is a red "Check" button. Below the input field, there is a red error message: "Class code is from Integrated Institution. Sign in from Integration instead". Below the error message, there is a checkbox labeled "accept the terms and conditions". At the bottom, there are two buttons: a red "Back" button and a grey "Complete" button. Below the buttons, there is a red link: "Back to registration page".



Authorization: Expire/Update.


The user session authentication system is improved to prevent errors or unexpected behaviors on the platform.



Update the score of the downloaded LO when it is submitted after being downloaded.

In the <My Downloads> section, the score obtained for an activity completed offline will be displayed.

Universal Study

Universal Study

Go to dashboard

My Downloads

Offline contents


Search...

Status all

DDMMYYYY

DDMMYYYY

Reset

TYPE	TITLE	COURSE	CLASS	STATUS	SCORE	DOWNLOADED
	Unit 1 Vocabulary 2	American Big Pict...	Mutant Training La...	<div>Synchronized</div>	60%	01/09/2025

14

1

21




Improve the user interface in the version number view.

The position and display of the version number on the platform are improved.



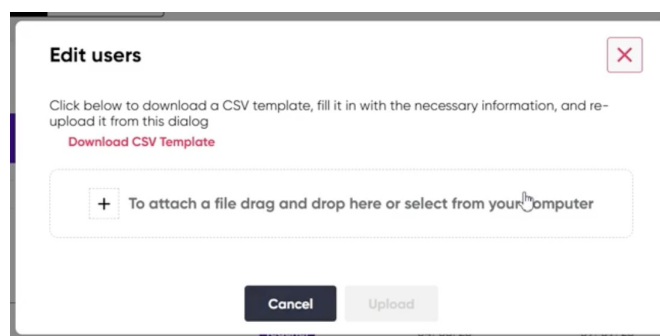
Unnecessary tooltips in the main menu are removed.

Tooltips that appeared in the global modules are removed.



Bulk user editing.

Bulk user editing for Stand Alone institutions via a CSV file.



User blocking if there are no Agreements articles.

It will be possible to restrict access so that only users with specific articles can enter Richmond Studio, preventing users from Preschool or other unauthorized levels from accessing the application.



Bulk group creation.

Groups can now be created in bulk for users in Studio.

Create groups

×

Click below to download a CSV template, fill it in with the necessary information, and re-upload it from this dialog

Download CSV Template

+

To attach a file drag and drop here or select from your computer

CSV_Template_Create_Groups.csv

Cancel

Upload



Downloadable file:
[Update_09_15_25.pdf](#) 