

Class library

05/19/2025 7:34 pm EDT

[Leer artículo en español](#)




This section contains all the documents uploaded and shared by the teacher and students in Richmond Studio.



Class Library

Library -TEST CLASS Upload weblink Upload files

Search... Role: All Type: All 106.15 kB of 200 MB

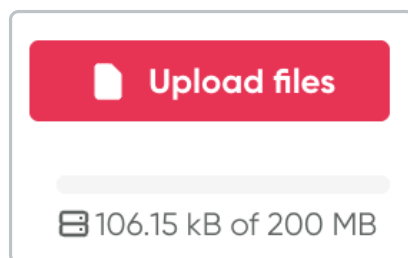
Suggested

 Captura de pantalla 2025-01-...
24 Apr, 2025 · 106.15 kB

TITLE	CREATED BY	DATE	SIZE
 Captura de pantalla 2025-01-16 a la(s) 17.53.35.png	DEMO STQA	24 Apr, 2025	106.15 kB 

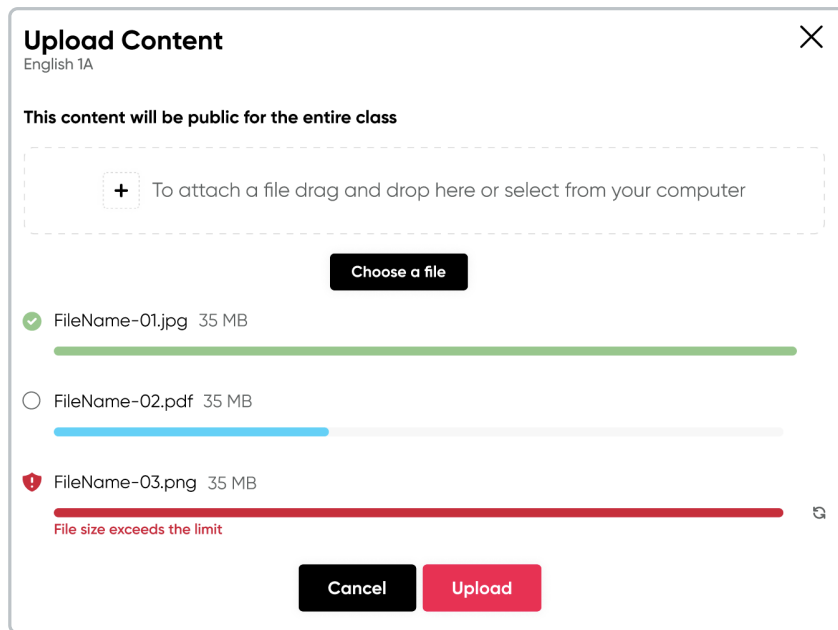
200 MB of storage is available for file uploads; the formats compatible with the platform are:

- Audio
- Document (.pdf, .docx)
- Image (.png, .jpg)
- Interactive
- Video (.mp4, .mov)

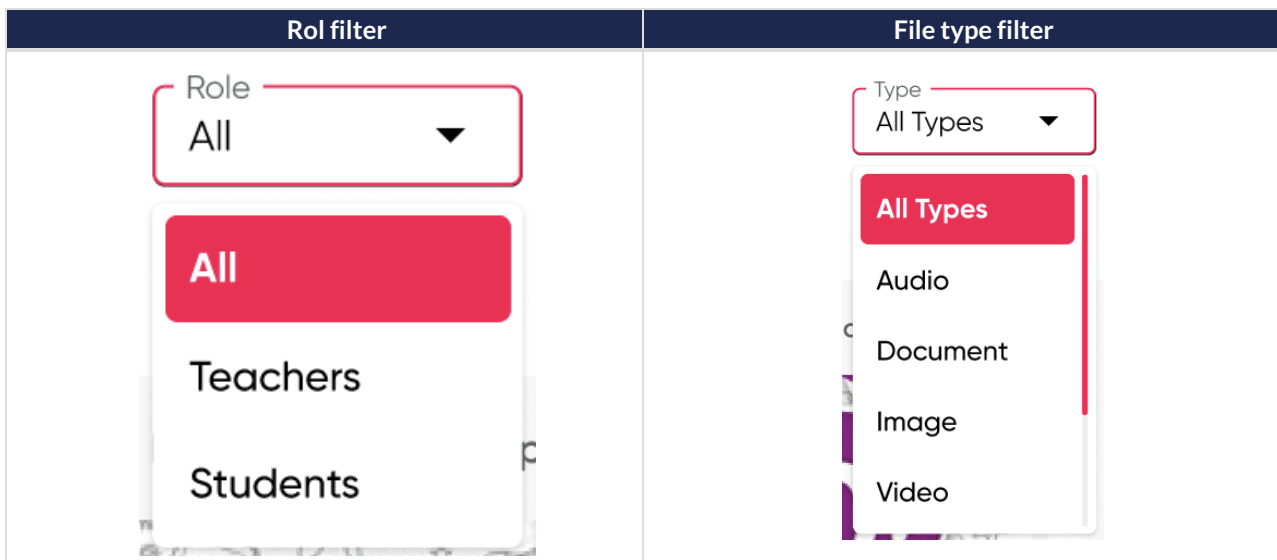


To upload a new file:

1. Click on **Upload**.
2. Click on **Choose a file** or drag it from your folders.
3. Click on **Upload**.



A search bar and filters are available for more effective location.



To upload weblink:

1. Click on **Upload weblink**.
2. Write a **title** and **add the link**.
3. Click on **Create**.



New weblink ✕

Title

Url

You can generate Assignments from this section, and they will be added to the Assignments cart.



The teacher must generate a score for each shared file.
