

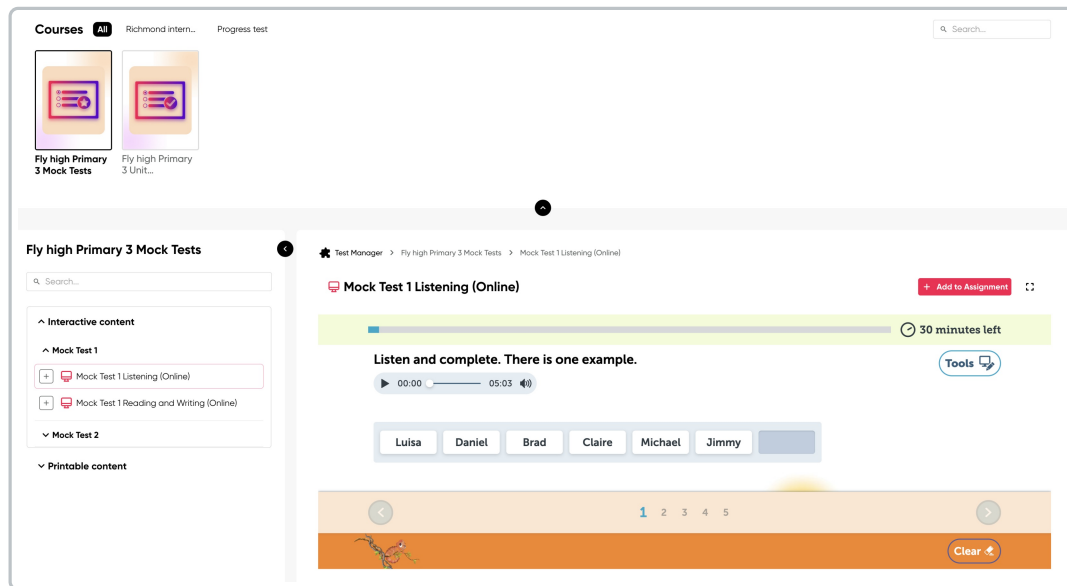
Test manager

04/24/2025 1:24 pm EDT

[Leer artículo en español](#)

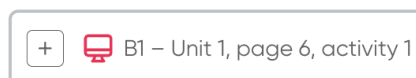


It is a tool that facilitates the administration of online assessments. This option allows teachers to assign assessments to students.



To create new test in the class:

1. Select the product. You can choose from the uploaded series or view all.
2. Click on the plus symbol (+).



3. View the total of added activities at the top right.



4. Click on **Create**.

Create new assignment

Clean

Fly high

Listening 1: A morning in Krakowd

Listening 2: The promotion

Reading 3: Five things you mustn't do when starting your

Listening 4: Paper free schools

Create

- In the **General** option, assign a **title**, describe the **instructions**, and set the **start and end dates and time** for the new assignment.

New Assignment

×

TEST CLASS

General

Content

Students

Title *

Principal Test

Instructions

Principal Test 23.04.2025

23/04/2025 19:00

DD/MM/YYYY hh:mm

April 2025

19

00

20

05

21

10

22

15

23

20

25

25

30

30

35

35

40

40

OK

- In the **Content** option, the created assignments are listed.

New assignment

×

English 1A

General

Content

Students

Students has to complete the content in order

▼

▲

Part 1: Reading 1

Fly high - Workbook B1

▼

▲

Part 1: Vocabulary 1

Fly high - Workbook B1

▼

▲

Part 1: Reading 2

Fly high - Workbook B1

▼

▲

Part 1: Vocabulary 2

Fly high - Workbook B1

Cancel

Send

- In the **Students** option, all the students in the class are listed.

New assignment

English 1A

General


Content


Students


Select students


Search student


☐ Select all


☐  Juan Alejandro Martin Gomez


☐  Jerome Bell


☐  Annette Black

☐  Brooklyn Simmons

☐  Ralph Edwards

☐  Darrell Steward

☐  Kathryn Murphy

☐  Brooklyn Simmons

Cancel

Send

5. Click on **Send**.
