

# Class materials

05/06/2025 6:02 pm EDT

[Leer artículo en español](#)



This category includes the materials and resources available for classes. These materials include reading files, audiovisuals, and writing assignments that the teacher can assign to students.

The screenshot shows the Compass interface. At the top, there's a header with 'Compass', '2 students', and a user ID 'H4VJ69WA'. Below this is a 'Courses' section with a grid of course cards. One card is selected, showing 'Fly high Primary 3 eWorkbook'. The main content area displays the 'Fly high Primary 3 eWorkbook' details, including a search bar, a list of activities, and a specific activity 'Cam's Tale: Two Schedules - Page 6, activity 1a'. The activity content shows a list of tasks: 'go to bed early', 'go for a walk', 'have breakfast', and 'comb my hair'.

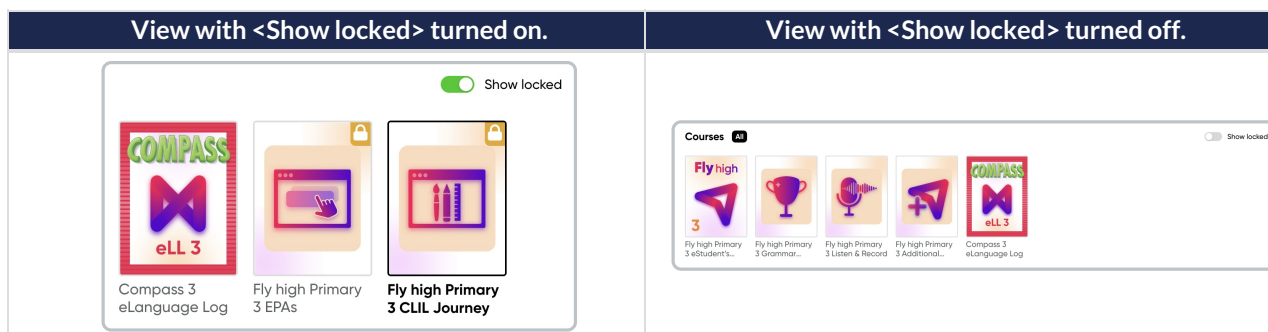
There is an option to <Lock/Unlock> products to hide them from students.

- Click on the lock icon.
- The selected product will be displayed with a lock icon in the top right corner.

View lock icon <Lock/Unlock>.	View product <Locked>.
<p>The screenshot shows the 'Fly high Primary 3 eWorkbook' interface. In the top right corner, there is a red lock icon. Below it, there is a button labeled 'Unlock'.</p>	<p>The screenshot shows the 'Fly high Primary 3 eWorkbook' product card. In the top right corner of the card, there is a red lock icon.</p>

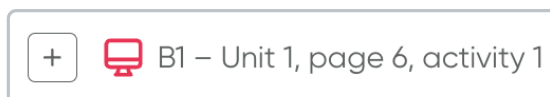
- To view as a student, toggle the <Show locked> switch on or off.

☒ Show locked



### To create assignments in the class:

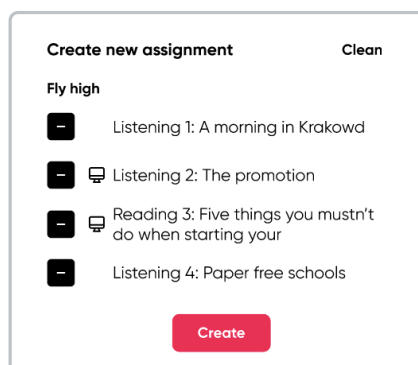
1. Select the product. You can choose from the uploaded series or view all.
2. Click on the plus symbol (+).



3. View the total of added activities at the top right.



4. Click on **Create**.



- In the **General** option, assign a **title**, describe the **instructions**, and set the **start and end dates** for the new assignment.
- In the **Content** option, the created assignments are listed.

**New Assignment**
✕

TEST CLASS

General

Content

Students

☐ Students should complete the content in order

▼

▲

🗨

– Cam's Values – Page 7, activit...

Fly high Primary 3 eWorkbook

🗑

▼

▲

🗨

– Cam's Tale: Two Schedules – ...

Fly high Primary 3 eWorkbook

🗑

▼

▲

🗨

– Cam's Tale: Two Schedules – ...

Fly high Primary 3 eWorkbook

🗑

▼

▲

🗨

– Cam's Tale: Two Schedules – ...

Fly high Primary 3 eWorkbook

🗑

▼

▲

🗨

– Cam's Tale: Two Schedules – ...

Fly high Primary 3 eWorkbook

🗑

Cancel

Send

🔔 The option to enforce assignments in a specific order has been temporarily disabled. You can still organize the activities manually using the arrow controls in the content window. Thank you for your understanding.



For now, the option to enable or disable whether activities must be completed in a specific order is disabled. You can still organize the activities manually using the arrow controls in the content window.

- In the **Students** option, all the students in the class are listed.

**New assignment**
✕

English 1A

General

Content

Students

Select students

☐ Select all

☐ Juan Alejandro Martin Gómez

☐ Jerome Bell

☐ Annette Black

☐ Brooklyn Simmons

☐ Ralph Edwards

☐ Darrell Steward

☐ Kathryn Murphy

☐ Brooklyn Simmons

Cancel

Send

5. Click on **Send**.