

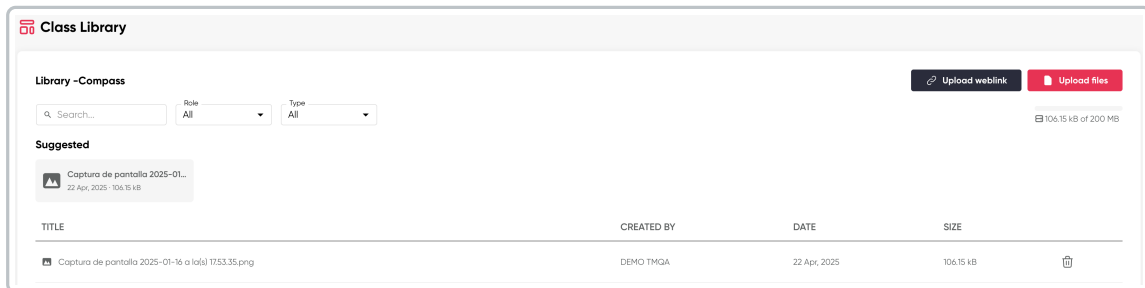
Class library

05/19/2025 7:34 pm EDT

[Leer artículo en español](#)

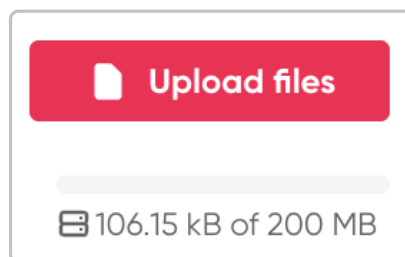


This section contains all the documents uploaded and shared by the teacher and students in Richmond Studio.



200 MB of storage is available for file uploads; the formats compatible with the platform are:

- Audio
- Document (.pdf, .docx)
- Image (.png, .jpg)
- Interactive
- Video (.mp4, .mov)



To upload a new file:

1. Click on **Upload**.
2. Click on **Choose a file** or drag it from your folders.
3. Click on **Upload**.

Upload Content

English 1A

×

This content will be public for the entire class

+

To attach a file drag and drop here or select from your computer

Choose a file

✓

FileName-01.jpg 35 MB

○

FileName-02.pdf 35 MB

⚠

FileName-03.png 35 MB

File size exceeds the limit

Cancel

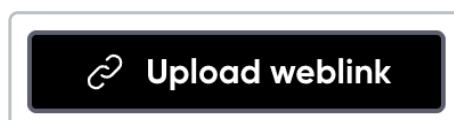
Upload

A search bar and filters are available for more effective location.

Rol filter	File type filter
<div> <div>Role</div> <div>All</div> <div>▼</div> </div> <div> <div>All</div> <div>Teachers</div> <div>Students</div> </div>	<div> <div>Type</div> <div>All Types</div> <div>▼</div> </div> <div> <div>All Types</div> <div>Audio</div> <div>Document</div> <div>Image</div> <div>Video</div> </div>

To upload weblink:

1. Click on **Upload weblink**.
2. Write a **title** and **add the link**.
3. Click on **Create**.



New weblink

×

Title

History

Url

https://www.youtube.com/@HistoryLA

Cancel

Create

You can generate Assignments from this section, and they will be added to the Assignments cart.



The teacher must generate a score for each shared file.