

Communications

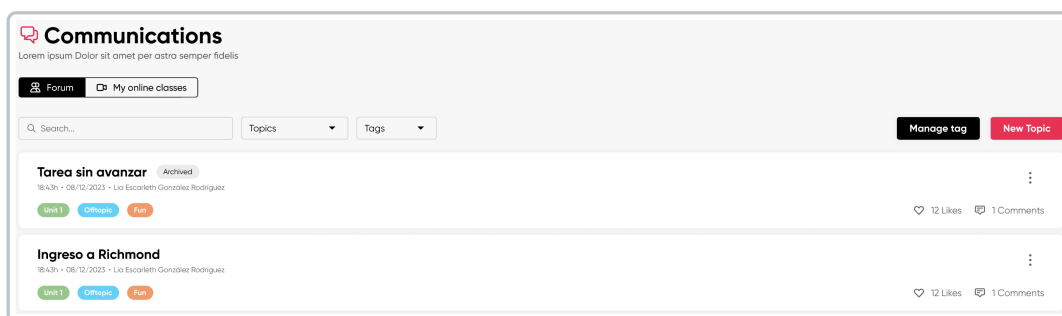
09/06/2024 10:19 am EDT



It is a space for message exchange between class members and creating online classes.
It facilitates direct communication and the resolution of doubts.

Forum

A space where teachers and students interact to share announcements of interest and/or resolve doubts.

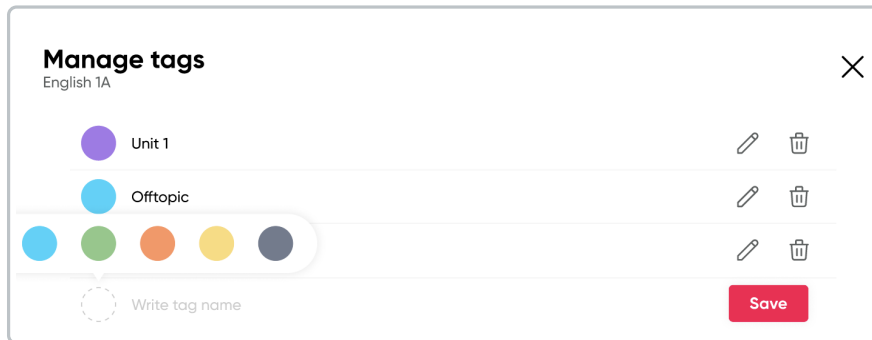


To create a new topic:

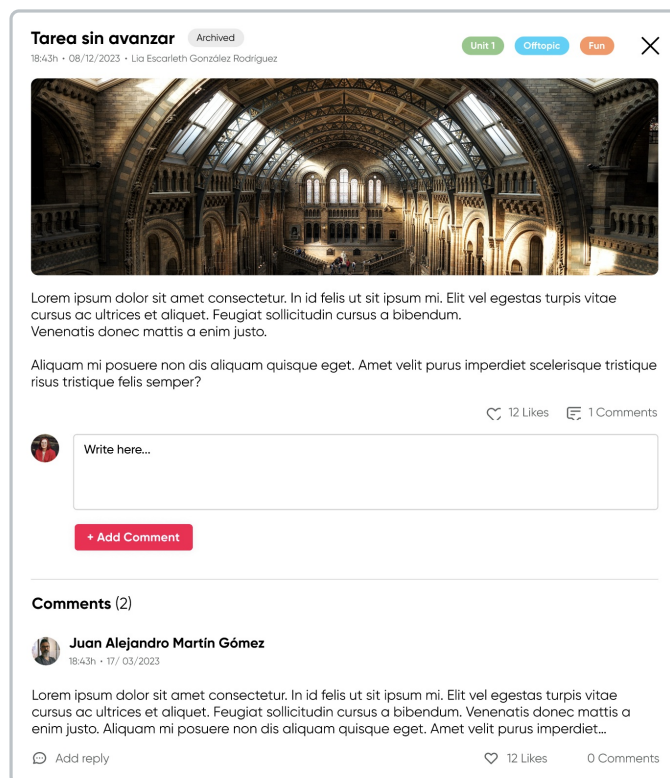
1. Click on **New Topic**.
2. Assign a **Title**.
3. Write the message/announcement.
4. Select a **Tag**.
5. Click on **Create**.

To create tags:

1. Click on **Manage tag**.
2. Select a tag color.
3. Assign a tag name.



The messages created will be visible to all students, and they can respond by click on **+Add Comment**.



The available filters for effective searching are:

Topic filter

Tag filter

Topic filter	Tag filter
<div data-bbox="331 210 651 293"> Topics All topics ▼ </div> <div data-bbox="347 315 641 383"> All topics </div> <div data-bbox="357 405 481 439"> My topics </div> <div data-bbox="357 472 555 506"> Archived topics </div> <div data-bbox="357 539 612 573"> My archived topics </div>	<div data-bbox="1007 210 1246 293"> Tags All tags ▼ </div> <div data-bbox="1023 315 1240 383"> All tags </div> <div data-bbox="1032 405 1102 439"> Unit 1 </div> <div data-bbox="1032 472 1139 506"> Offtopic </div> <div data-bbox="1032 539 1082 573"> Fun </div>

My online classes

Teachers can create online classes.

1. Click on **New online class**.
2. Assign a **Title**.
3. Select the **start and end date and time** for the class.
4. Choose a tool for conducting the class.
5. Select the students who will have access.
6. Click on **Send**.

The screenshot shows a user interface for 'Communications'. At the top, there are tabs for 'Forum' and 'My online classes', with 'My online classes' selected. Below the tabs is a search bar and a 'Class tool' dropdown menu. A red button labeled 'New online class' is positioned on the right. The main area displays a grid of six online class cards. Each card features a thumbnail image, the text 'ONLINE', a time slot '10:00 - 12:30', a title 'Online class 1' through '6', the name 'Ismael Molina', and the date '20-01-10'. Each card also includes a small icon representing the class tool used (e.g., Zoom, Microsoft Teams).

Create online class

English 1A




Write class settings

Title








Date Start hour End hour

Instructions

Choose an online class tool

Select students

- Select all
-  Juan Alejandro Martín Gómez
-  Jerome Bell
-  Annette Black
-  Brooklyn Simmons
-  Ralph Edwards
-  Darrell Steward
-  Kathryn Murphy

It is possible to filter by tool for a more effective search.

Class tool

All Classes

All Classes

Zoom

Microsoft Teams

Google Meet