

Test manager

09/19/2024 8:27 pm EDT

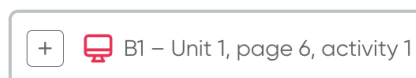


It is a tool that facilitates the administration of online assessments. This option allows teachers to assign assessments to students.

The screenshot displays the 'Test Manager' interface. At the top, there are tabs for 'Products', 'Personal Best', and 'Richmond Diagnostic'. Below these are several product cards: 'Fly high - Workbook B1', 'Achievers A1+: Support', 'Fly high - Archivers B1', 'Fly high - Support', 'Lower Secondary Grade 1 Entrance Test', 'Lower Secondary Grade 2 Exit Test', and 'Lower Secondary Grade 1 Entrance Test'. The 'Fly high - Workbook B1' card is selected, showing a detailed view. On the left, there is a search bar and a list of activities under 'Grammar' and 'Unit 1'. On the right, there is a large image of the 'Personal Best B1' Student's Book cover.

To create new test in the class:

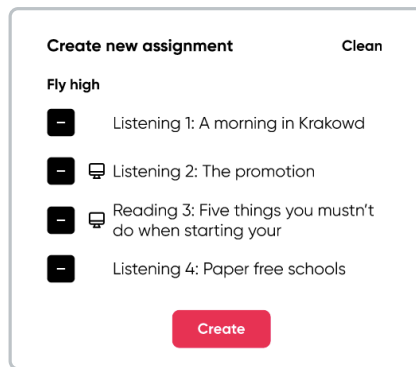
1. Select the product. You can choose from the uploaded series or view all.
2. Click on the plus symbol (+).



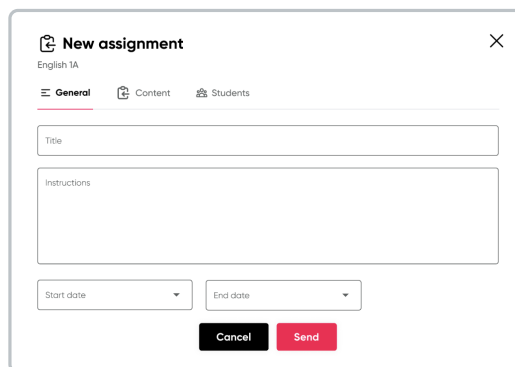
3. View the total of added activities at the top right.



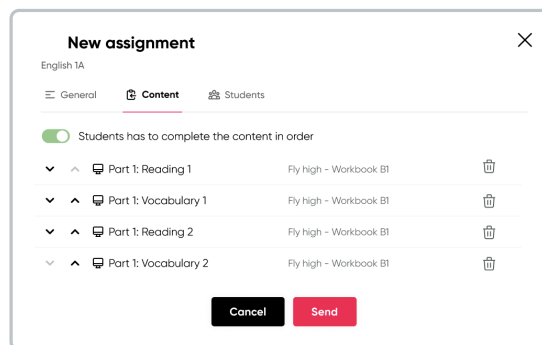
4. Click on **Create**.



- In the **General** option, assign a **title**, describe the **instructions**, and set the **start and end dates** for the new assignment.



- In the **Content** option, the created assignments are listed.



- In the **Students** option, all the students in the class are listed.

New assignment

English 1A

General Content **Students**

Select students

Search student

- Select all
- Juan Alejandro Martin Gómez
- Jerome Bell
- Annette Black
- Brooklyn Simmons
- Ralph Edwards
- Darrell Steward
- Kathryn Murphy
- Brooklyn Simmons

Cancel Send

5. Click on **Send**.
