

# Institutions

09/06/2024 10:24 am EDT







**Settings -> Institution.** In this section, the TM (Training Manager) has several options to enable/disable features available for institutions, such as the type of institution or the time zone, among others.

To enable/disable the available options, it is necessary to click on the activation bar in each section.



The available options are:

<p><b>Institution Type</b></p> <p>Institution Type description</p> <p>RLP+ <input type="checkbox"/></p>	<p><b>Institution Type:</b></p> <p>RSP has two versions:</p> <ul style="list-style-type: none"> <li>• <b>RSP+:</b> The full version of RSP for Richmond Studio/Together users. This version contains all the functionalities of RSP JJAA, as well as new functionalities, content, and reports.</li> <li>• <b>RSP:</b> Focused on the Regular Market. In this version, users have access to support and review materials, but not to digital activities or student performance tracking. The rest of the functionalities of RSP+ K12 will not be accessible.</li> </ul>
<p><b>User institution settings</b></p> <p>Users can change their country</p> <p>Editable <input type="checkbox"/></p>	<p><b>User institution settings:</b></p> <p>Enabling it allows the user to edit the country they are in.</p>
<p><b>Lock students profile</b></p> <p>Prevent students from changing their profiles</p> <p>Lock <input type="checkbox"/></p>	<p><b>Lock students profile:</b></p> <p>Enabling it allows students to edit their profiles.</p>
<p><b>Timezone</b></p> <p>GMT+1</p>	<p><b>Timezone:</b></p> <p>Displays the time zone where the institution is located.</p>
<p><b>Custom area Reports</b></p> <p>Enable/Disable area reports</p> <p><input checked="" type="checkbox"/> Language <input checked="" type="checkbox"/> Reading Subskills <input type="checkbox"/> Reading skills <input checked="" type="checkbox"/> 21st Century Skills</p>	<p><b>Custom area Reports:</b></p> <p>Enabling the different options will provide access to reports for review and download.</p>

<p><b>iRead Activation</b> Enable/Disable iRead in this institution based on each class grade. Please note that this will incur <b>additional costs</b>.</p> <p><input type="checkbox"/> <b>Primary</b></p> <p><input type="checkbox"/> Prefirst      <input type="checkbox"/> Prefirst (Primaria)      <input checked="" type="checkbox"/> 1º Primero Primaria</p> <p><input checked="" type="checkbox"/> 2º Segundo Primaria      <input checked="" type="checkbox"/> 3º Tercero Primaria      <input checked="" type="checkbox"/> 4º Cuarto Primaria</p> <p><input type="checkbox"/> 5º Quinto Primaria      <input checked="" type="checkbox"/> 6º Sexto Primaria</p> <p><input checked="" type="checkbox"/> <b>Secondary</b></p> <p><input checked="" type="checkbox"/> 1º Primero Secundaria      <input checked="" type="checkbox"/> 2º Segundo Secundaria      <input checked="" type="checkbox"/> 3º Tercero Secundaria</p> <p><input checked="" type="checkbox"/> 1º Primero Bachillerato      <input checked="" type="checkbox"/> 2º Segundo Bachillerato      <input checked="" type="checkbox"/> 3º Tercero Bachillerato</p> <p><input checked="" type="checkbox"/> 4º Cuarto Bachillerato      <input checked="" type="checkbox"/> 5º Quinto Bachillerato      <input checked="" type="checkbox"/> 6º Sexto Bachillerato</p>	<p><b>iRead Activation:</b></p> <p>In this option, iRead can be enabled or disabled. The option can be selected for the entire level or for individual grades (one by one). Enabling iRead incurs additional costs, so it is important to understand the scope of access within the institution.</p>
<p><b>Institution Links</b></p> <p> <b>Richmond Website ES</b> <a href="https://www.richmond.es">https://www.richmond.es</a> </p> <p> <b>Resources on Drive</b> <a href="drive.google.com/drive/u/0B9GtnyCVQtrQdRtMnVhclU03Q2c7-pvNfAcUzQgN82QIMqZZvWhQ">drive.google.com/drive/u/0B9GtnyCVQtrQdRtMnVhclU03Q2c7-pvNfAcUzQgN82QIMqZZvWhQ</a> </p> <p style="text-align: right;"><a href="#">New external link</a></p>	<p><b>Institution links:</b></p> <p>It is possible to upload additional links to support the class. These should align with the lesson and be focused on supporting student learning.</p>

Once the scope of the class has been set, it is necessary to click **Save** for the changes to be preserved.

**Institutions**

**Institution Type**

Institution Type description RLP+

**User institution settings**

Users can change their country Editable

**Lock students profile**

Prevent students from changing their profiles Lock

**Timezone**

GMT+1 ▼

**Custom area Reports**

Enable/Disable area reports

Language       Reading Subskills       Reading skills       21st Century Skills

**iRead Activation**

Enable/Disable iRead in this institution based on each class grade. Please note that this will incur **additional costs**.

**Primary**

Prefirst       Prefirst (Primaria)       1º Primero Primaria

2º Segundo Primaria       3º Tercero Primaria       4º Cuarto Primaria

5º Quinto Primaria       6º Sexto Primaria



**Secondary**



1º Primero Secundaria       2º Segundo Secundaria       3º Tercero Secundaria

1º Primero Bachillerato       2º Segundo Bachillerato       3º Tercero Bachillerato

4º Cuarto Bachillerato       5º Quinto Bachillerato       6º Sexto Bachillerato

**Institution Links** [New external link](#)

 **Richmond Website ES**  
<https://www.richmond.es> 

 **Resources on Drive**  
<drive.google.com/drive/u/0B9GtnyCVQtrQdRtMnVhclU03Q2c7-pvNfAcUzQgN82QIMqZZvWhQ> 

[Save](#)