

Access

05/28/2025 3:24 pm EDT

[Leer artículo en español](#)

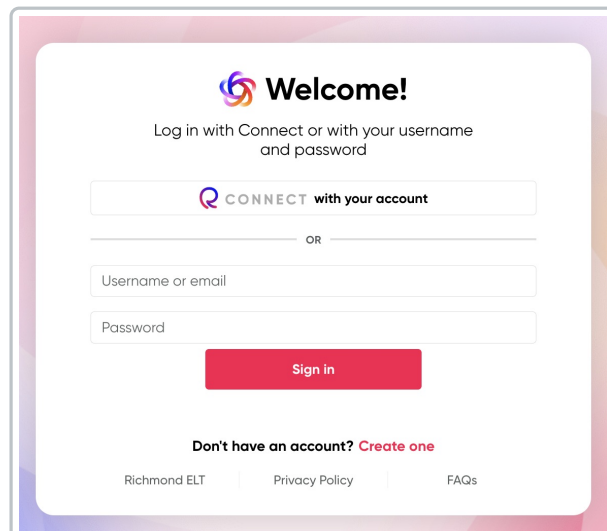


To access the Richmond Studio Platform, you must have a registration in Santillana Connect or EDi. If you do not have this registration, request it from your Educational Institution.

Follow these steps  :

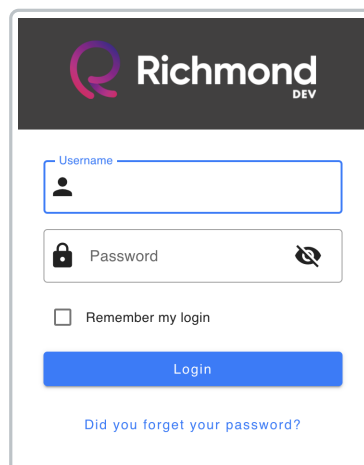
1. Navigate to the login page.

<https://richmondstudio.global>

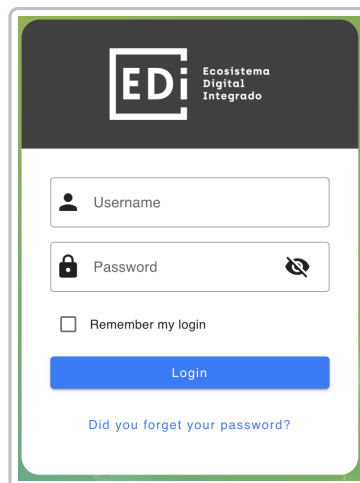


2. Enter the credentials (username and password) or Click on **Santillana Connect**.

3. In **Santillana Connect** enter username and password.



4. In **EDi** enter username and password.

A login form for the EDi system. At the top, there is a dark header with the EDi logo (a square containing 'EDi') and the text 'Ecosistema Digital Integrado'. Below the header, there are two input fields: 'Username' with a person icon and 'Password' with a lock icon and a toggle for visibility. Below these fields is a checkbox labeled 'Remember my login'. A blue 'Login' button is positioned below the checkbox. At the bottom, there is a link that says 'Did you forget your password?'.

5. Click on **Log In**.

To enter with a token, it is necessary to register and place the assigned token on the purchased material.



Remember:

The token is located on the second cover (inside front cover of the book).